

- NOTES:**
- ALL WORKS TO COMPLY WITH IRISH WATER CONNECTION AND DEVELOPER SERVICES WASTEWATER INFRASTRUCTURE STANDARD DETAILS.
1. ALL HOUSE CONNECTIONS IN ACCORDANCE WITH DRG. NO. STD-WW-03
 2. SEPERATION DISTANCES IN ACCORDANCE WITH DRG. NO. STD-WW-05
 3. TRENCH BACKFILLING IN ACCORDANCE WITH DRG. NO. STD-WW-07
 4. MANHOLES CONSTRUCTED IN ACCORDANCE WITH DRG. NO. STD-WW-09 OR 10
 5. BACKDROP MANHOLES IN ACCORDANCE WITH DRG. NO. STD-WW-12
 6. ALL PIPES TO BE UPVC PIPES AND FITTINGS AND COMPLY WITH THE PROVISIONS OF IS EN 1401 2009/2012. PIPES TO BE APPLICATION AREA CODE "UD". STIFFNESS CLASS 8kN/m². PROVISION FOR JETTING SHALL BE BASED ON THE WRc SEWER JETTING CODE OF PRACTICE, JUNE 1997. PIPES TO BE CAPABLE OF RESISTING A MAXIMUM JETTING PUMP PRESSURE 2.600psi (180 BAR) WITHOUT DAMAGE.
 7. PUSH IN RUBBER RING JOINTS SHALL BE PLACED IN ACCORDANCE WITH MANUFACTURER'S INSTRUCTIONS FOR THE PIPE MATERIAL.

GENERAL NOTES

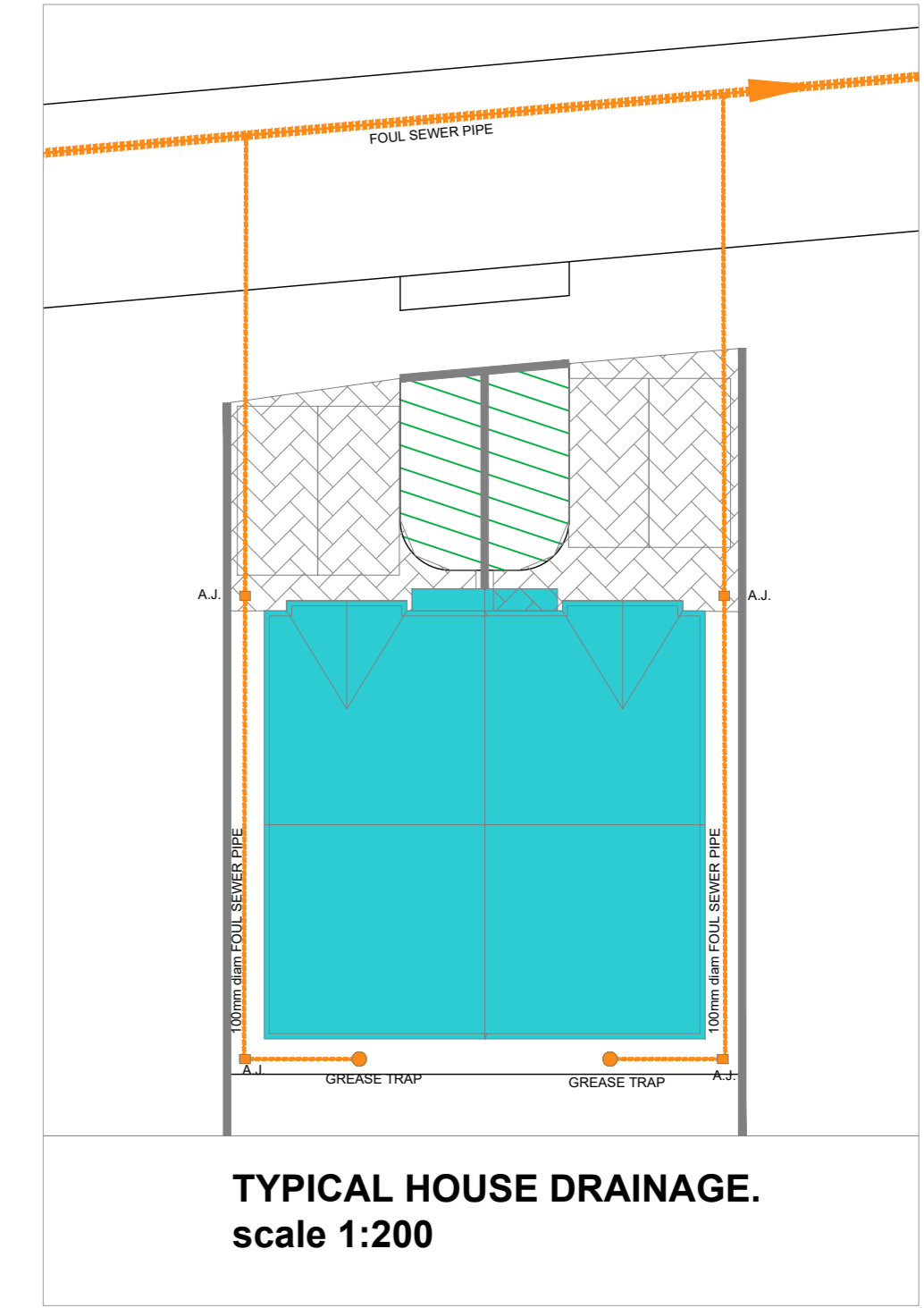
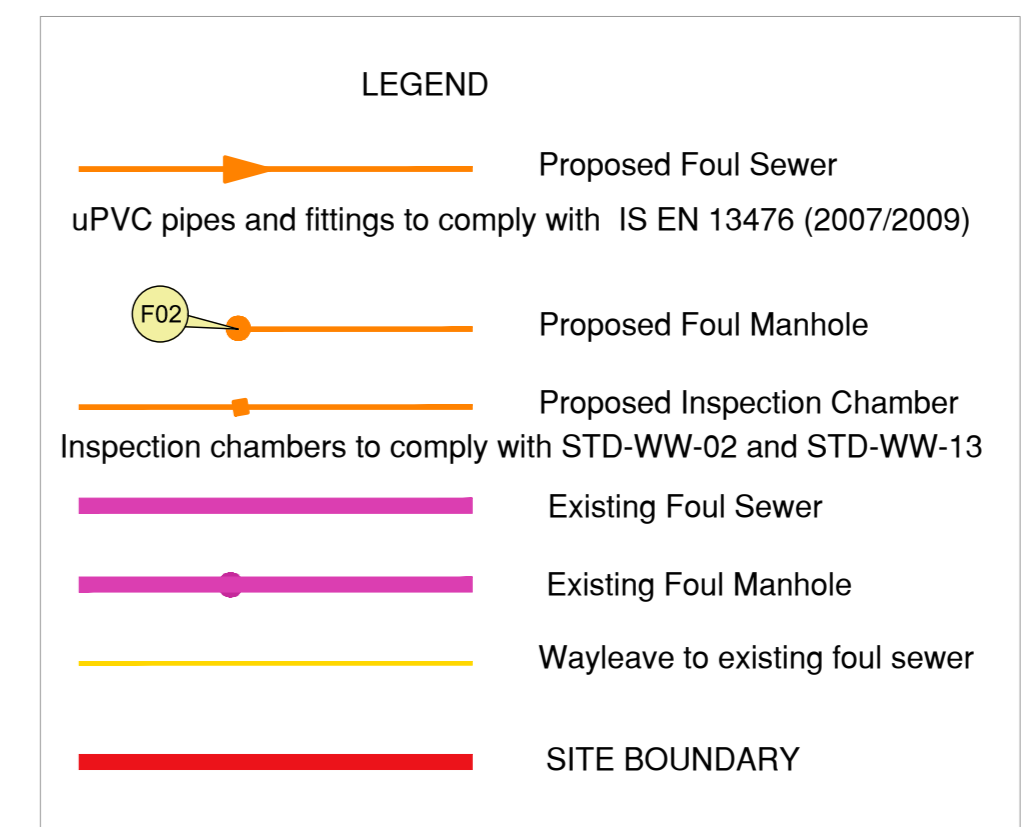
The Developer/Contractor/Builder is to ensure that the building under construction complies with the 2010 Building Regulations in respect of all trades involved in the construction of this development.

The Developer/Contractor/Builder should notify BICA of any intended deviations from these plans prior to commencement of development.

All Site Development works to be carried out in accordance with:
 *Recommendations for Site Development Works for Housing Areas' Dept. of Environment.
 Contractors must verify all dimensions at the job before commencing any work. No working dimensions to be scaled. This drawing is for the purpose of planning only. Dimensions to blockwork only.

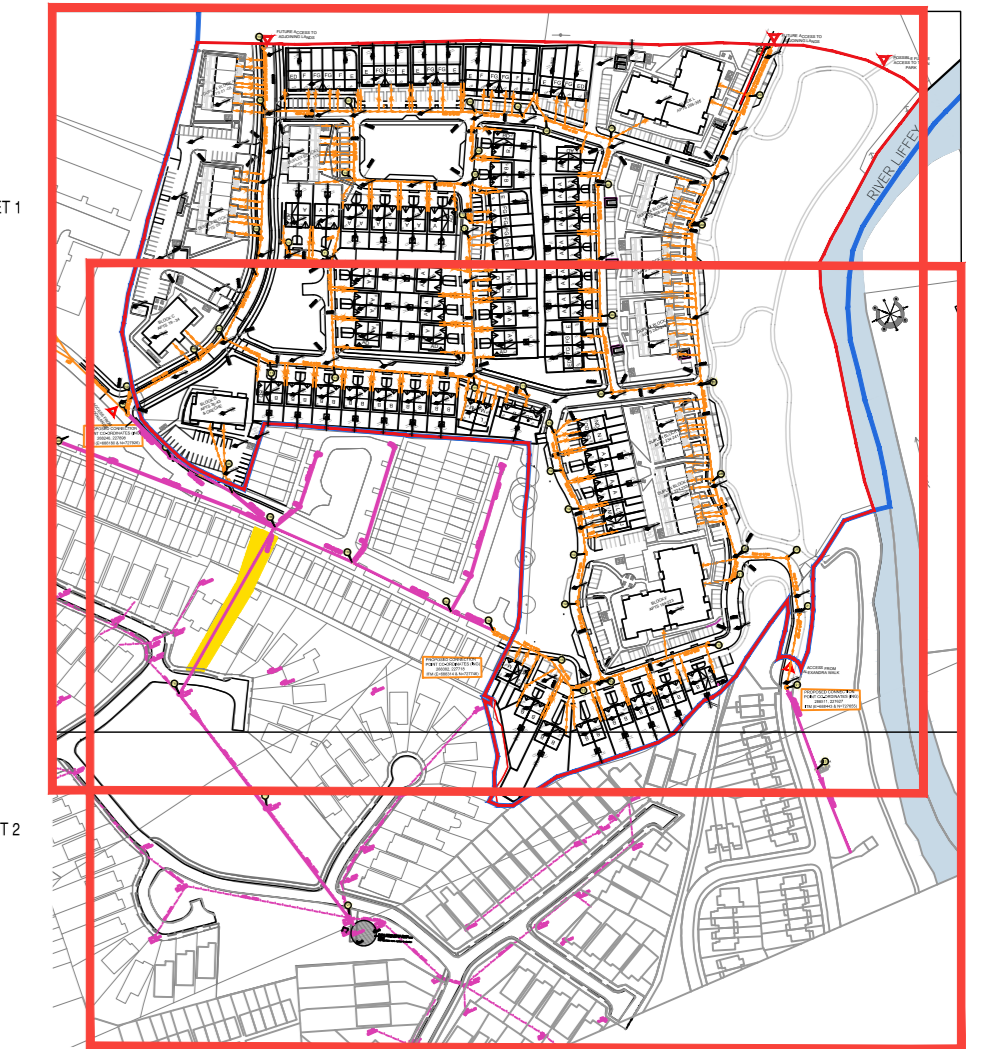
Revision

Date	Rev.



FOUL MANHOLE SCHEDULE

MH No.	Cover Level	Invert Level
F 101	66.40	65.07
F 102	66.40	65.07
F 103	66.15	64.65
F 104	66.70	65.75
F 105	66.45	65.42
F 106	66.25	64.39
F 107	65.45	64.00
F 108	65.60	64.15
F 109	65.45	63.63
F 109a	66.10	63.24
F 110	66.10	63.15
F 111	66.05	64.56
F 112	66.35	64.19
F 113	66.65	65.28
F 114	67.25	64.53
F 115	66.75	64.03
F 116	66.95	63.27
F 117	66.25	62.99
F 118	65.95	62.89
F 119	65.85	62.64
F 22	65.66	62.45
F 124	67.35	65.82
F 125	67.10	65.48
F 126	66.60	65.10
F 127	66.60	64.72
F 128	66.65	64.26
F 129	66.00	64.56
F 130	66.35	63.26
F 131	66.15	63.20
F 132	66.25	63.13
F 30	65.90	63.00
F 201	66.40	65.50
F 202	66.60	64.91
F 203	66.40	64.66
F 204	66.90	64.08
F 205	67.20	63.74
F 206	67.25	64.80
F 207	66.95	64.66
F 208	66.80	64.03
F 209	67.25	63.35
F 210	66.45	63.04
F 211	65.85	63.03
F 212	66.15	62.81
F 213	65.70	62.68
F 214	66.00	62.52
F 215	66.15	62.32
F 216	66.30	62.09
F PLUMP	66.53	61.72
F 22	65.66	64.23
F 23	65.54	62.31
F 24	65.70	62.17
F 26	65.80	62.04
F 30	65.90	63.00
F 31	65.80	62.76
F 33	66.06	62.31
F 36	66.30	62.04
F 10	65.60	61.69
F 11	66.33	61.42
F 21	65.92	61.15



See dwg 1800-303-16 for typical details

Client: Westar Investments Ltd.

Job: Clane KDA1 SHD

Location: Lands at Capdoe & Abbeylands, Clane, Co. Kildare

Drawing Title: SITE LAYOUT - SERVICES
Foul Sewer - Sheet 01 of 02

bca brian connolly associates
CONSULTING ENGINEERS

BSc Eng. MSc. DIC. C.Eng. MEEI
The Studio, 'West's Way', Clane, Co. Kildare. T: 045 852111 F: 045 852102

e: bcassoc@eircom.net

Planning - SHD 02b

job no.	18002
date	02.11.18
scale	1:500 @ A0
drawn by	Brian Connolly
cad ref no.	300
planning ref no.	
fire ref no.	
drawing no.	303-1 Sheet 01